


OPTIONAL ACCESSORIES



A101 Internal grinding attachment

A well designed I.D. grinding attachment mounted on wheelhead for easy operation.

Speed	Grinding range	
	Hole of grinding	Max. length of grinding
20,000rpm	ø25~45mm	100mm
35,000rpm	ø12~25mm	60mm



A



B

- A Microfeed dresser for Internal grinding attachment
- B Completed set of I.D. spindle
 - a. I.D. spindle 1 pc
 - b. Quills 3 pcs
 - c. Adapter with collet (ø6mm) 1 set
 - d. I.D. grinding wheel 3 pcs
 - e. Zigzag open wrench 1 pc




A102



A103



A104



A105



A106



A107



A108



A109




A110



A111



A112



A113



A114



A115



A116

- A101 Internal grinding attachment
- A102 Double-shoe steady rest
- A103 Triple-shoe steady rest
- A104 Scroll chuck and plate (5" or 6")
- A105 Magnetic chuck and plate (6")
- A106 Magnetic coolant separator
- A107 Paper filter
- A108 Angle dresser
- A109 Radius dresser
- A110 Wheel balancing stand
- A111 Spare wheel flange
- A112 Tungsten carbide half center
- A113 Automatic dog set (6 pcs / set)
- A114 Swing down manual sizing gauge
- A115 Microfeeder for wheelhead
- A116 Work rest (2pcs / set)
- A117 Hydraulic tailstock
- A118 5C collet chuck